Share:

An Interior Designer's Guide to Plantscaping

An Interior Designer's Guide to Plantscaping

Plants add interest and a natural intrigue to interior designs, and there's nothing quite like walking into an indoor jungle oasis. An increased focus on biophilic design means interior designers and their teams are frequently tasked with bringing nature into the spaces where we live, work, learn, heal and play. From live plant walls to large plant installations and designs, there is a fine art and balance to planning out a space and ensuring that desired plants are given the environment and continued resources they need to sustainably thrive.

As plants become an increasingly integral part of the built environment, it is crucial for interior designers and plantscapers to unite to collaborate and develop partnerships to create truly stunning and sustainable biophilic design.

To ensure lush, long-lasting plants and a seamless process when it comes to plant installation and maintenance, experienced interior plantscapers collaborated and compiled a few best practices on how to best leverage their expertise for thriving biophilic interior design projects.

The Benefits of Biophilic Design:

- Improved Productivity
- Increased Concentration Levels
- Increased Creativity
- Enhanced Psychological Well-Being
- Increased Cognitive Function & Physical Health

By fully committing to incorporate plants and partnering with an interior plantscaper, planning and installation can be turned into an effortless process with stunning results.

Consult In
Plantscape
Expert Pro
Contributo

Planning space for a
indoor jungle? Or sim
adding plants as an
In either case, be sure
integrate interiorscap
expertise starting at
the very beginning of
design process.

There are many
considerations that ne
be addressed, especi
when using plants as
integral part of an ove
design. From plant
recommendations an
placement to lighting
containers, interior
plantscapers can gui
interior designers on b
practices to ensure gr
thrives long-term.

Ask Interior Plantscapers to Join Projects Early

For a more streamlined process of bringing plants to built-spaces, **ask for an interior plantscaper's expertise early**. Not only does this help from a resource planning and scheduling standpoint, but it can help prevent more costly issues down the road.

For example, there are several essential components that need to be considered before installing a live plant wall. Questions surrounding how the live plant wall will be secured, irrigation, plant varieties, lighting, and surrounding utilities must be answered to allow for successful installation and ongoing maintenance.

By bringing interior plantscapers on early to projects, these types of concerns can be discussed, addressed and preemptively solved – minimizing costly changes later in the project.

Share attributes abou
desired look of the pl
included in a design.
spiky modern plant c
Or soft and delicate g
accents?

An interior plantscape
help to guide success
plant selections that f
cohesive look, while k
both design and care
in mind.

Picking Plant Varieties

The type of plant selected for a space can change an entir
scheme. However, depending on the space, the desired pla
not thrive or be practical.

For example, a fiddle leaf fig placed in a dark area will quic
wither and die, while a staghorn fern will burn if placed som
with too much sunlight. Some tree varieties when used indo
drop leaves, and create messes and slip and fall hazards in
with lots of foot traffic.

Though some plant varieties may look amazing in some sp
they may not be great choices unless clients are prepared
listless plants or paying for constant replacements.

Plants First, Planters Later

Planters are an excellent way to accent both plants and spaces. However, the size and scale of desired plants often determine the size and specifications of the plant container needed for a design.

If planters are intended to be a standout element and help to pull the rest of the space together with a bold color, texture, or material, make sure to coordinate with an interior plantscaper. Grow pots, sub-irrigation, roots, growing space, and soil all need to be considered along with the plant variety before plant containers are selected and purchased for an installation.

Additionally, the proposed placement and usage also informs the type of planter material that should be used.

Fiberglass, plastic, metal, ceramic and faux concrete planters all have varying durability and differing aesthetic looks. Built in planters must be planned to account for waterproofing and drainage.

Interior plantscapers c
guide the size, materia
and finish of planters a
proposed containers t
meet the needs of the
while also matching a
and installation requir

Daniel Tall

Fiberglass

Pick Placement Wisely

For completed buildings, it's easy for an interior plantscaper to walk the floor with an interior designer and determine appropriate plants and placement based on lighting, care and overall look of a space.

Determining plant placement when a building is in the design or construction phase is a bit more challenging and requires a bit more planning.

Detailed floor plans—particularly of the furniture layout—allow interior plantscapers to plan and work out design and logistical issues before funds are spent on plants, containers, delivery and equipment needed for installations.

Unfortunately, some places just aren't good spots for plants. For example, most interior plantscapers advise against placing plants in the way of foot traffic, near outdoor exits, and in windowless corners due long-term damage concerns.

Additionally, do
assume that jus
because a plan
be placed some
that a plant sho
placed there.

For example, av
placing planter
pipe or electrica
as plants may n
be moved to be
accessed. Spot
doorways or on
can be used, bu
often more
troublesome fo
maintenance.

Work with an interior plantscaper to help determine ideal plant placement that takes overall looks and plant care and maintenance into consideration.

Plan for Lighting

Plants need light, soil and water to thrive. Though interior plantscapers have a bit more control over the amount of soil and water a plant receives, indoor lighting can be a bit more of a challenge.

For designs that heavily incorporate plant material, planning for lighting is key for healthy plants. Though artificial light can do wonders, natural sunlight is always preferred. Windows and skylights incorporated into a building design are wonderful aids to make sure a plant gets the light they need.

However, window placement, tint, glass thickness and the distance between where a plant is placed and the light reaches can affect the lighting needs of greenery.



Though lighting needs
change depending on
plant species, plants r
than 15 feet away from
window will typically n
enough natural sunlig
survive, and will need
supplemented with ar
light sources.

In the built environme
space near a window
encompasses only a s
percentage of a buildi
square footage. Addit
blinds, drapes, and oth
obstacles can shield p
from sunlight so artific
solutions must also be
considered.

Collaborating with an
plantscaper ensures p
receive enough light f
natural and artificial s
all while creating a ba
lighting scheme for bu
occupants.

Offer Early Installation Access

Offering interior plantscapers early access to install sub-soil structures and plants before final finishing touches are implemented in an interior design saves everyone time, money and stress, especially on large installations.

By allowing early installation access, interior plantscapers can best estimate the time, tools and resources needed to fully complete a plant display.

It's projected that 70 percent of the world's population will live in cities in the coming decades. As more people continue to live, work, learn, heal and play in built environments, access to nature and greenery will increasingly become a necessary feature to include in our surroundings.





Working together, interior designers and interior plantscapers can offer a unified vision of the mainten associated costs, and return on investment that biop design can offer, and can help make the world we liv just a little bit more beautiful.